





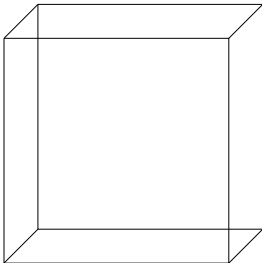



Instructions:

Have the student read the words in each box. Then have the student circle the word that goes with each picture.

Picture key: rained, tube, hopped, pounded, tune, mule, cube, planted.

 <p>rak<u>o</u>d rated ra<u>i</u>n<u>o</u>d</p>	 <p>tun<u>o</u> tub<u>o</u> tub</p>
 <p>hop<u>o</u>d hopp<u>o</u>d help<u>o</u>d</p>	 <p>part<u>e</u>d planted p<u>o</u>unded</p>
 <p>tun<u>o</u> tub<u>o</u> tub</p>	 <p>mutt mut<u>o</u> mul<u>o</u></p>
 <p>cut<u>o</u> cub<u>o</u> cub</p>	 <p>panted planted part<u>e</u>d</p>

Instructions:



Have the student copy the sentence in the space provided. If it is too difficult for the student to write the sentence, have the student do the index card activity as described in the Reading Made Easy curriculum manual. Students who are capable of completing the copy work should also do the index card activities periodically to reinforce proper sentence structure.

*The mule looked at the
girl. The girl said, "You can
eat the corn. It has dirt in
it. I can not use it now."*

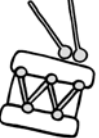
Instructions:

Have the student fill in the blanks using the pictures in the story and the words from the list. Then have the student read the story aloud.



drum mouse boy horn clown

The funny  _____ can blow the  _____.


He can make a loud noise. The  _____ can

bang on the  _____. He can make a loud

noise too. The  _____ does not want to hear

the  _____. He does not want to hear the 





_____. He wants to sleep.



Instructions:

Match the sentences to the correct pictures. Put the correct letter in the box next to each picture.

<p>A. The duck wanted to read a book.</p>	<p>B. The duck wanted to play in the reeds.</p>
<p>C. The duck wanted to swim in the brook.</p>	<p>D. The duck wanted to play in the sand.</p>



Instructions:

Have the student read the poem aloud .

*The bunny can dance,
The bunny can hop,
His ears can flip,
His ears can flop.*


Have the student write the words from the poem that rhyme with the words below in the space provided.

funny

prance

slip









drop



Instructions:

Have the student read the words in each box. Then have the student circle the word that goes with each picture.

Picture key: bottle, rattle, juggle, puddle, gobbler, fiddle, battle, rattle, giggle.

 <p><i>babbl</i></p> <p><i>bottl</i></p> <p><i>battl</i></p>	 <p><i>rattl</i></p> <p><i>rubbl</i></p> <p><i>rusl</i></p>
 <p><i>jungl</i></p> <p><i>jinkl</i></p> <p><i>juggl</i></p>	 <p><i>paddl</i></p> <p><i>puddl</i></p> <p><i>peddl</i></p>
 <p><i>gobbl</i></p> <p><i>giggl</i></p> <p><i>goggl</i></p>	 <p><i>babbl</i></p> <p><i>bottl</i></p> <p><i>battl</i></p>
 <p><i>fiddl</i></p> <p><i>fickl</i></p> <p><i>fizzl</i></p>	 <p><i>gobbl</i></p> <p><i>giggl</i></p> <p><i>goggl</i></p>

Instructions:

Have the student read the poem aloud .

*The mother cat,
has four new kittens,
they have soft paws,
that look like mittens.*

*The kittens like,
to tumble and play,
and take a nap,
in the middle of the day.*

Have the student write the words from the poem that rhyme with the words below in the space provided.

claws

rumble

hay

